

Mechanical Thermostat FZK 011



- Adjustable temperature
- High switching capacity
- Small hysteresis
- Terminals easily accessible
- Clip fixing
- Change-over contact

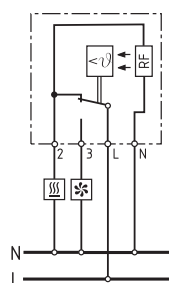
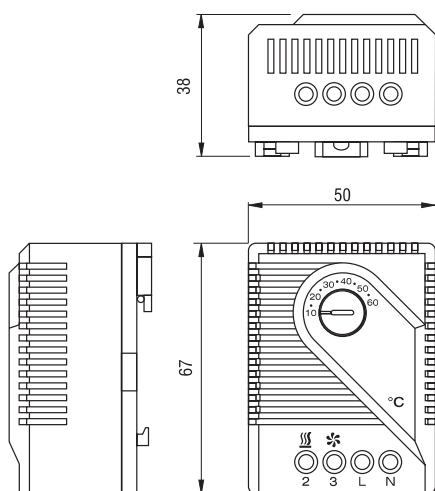
The mechanical thermostat is used for controlling heating and cooling equipment, filter fans or signal devices. The thermostat registers the surrounding air and can switch both inductive and resistive loads via snap-action contact.



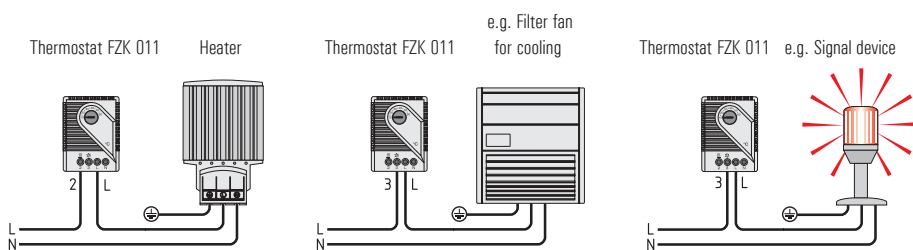
Technical Data

Switch temperature difference	4K ($\pm 1.5K$ tolerance)*
Sensor element	thermostatic bimetal
Contact type	change-over snap-action contact
Contact resistance	< 10mOhm
Service life	> 100,000 cycles
Max. Switching capacity, NC	250VAC, 10 (4) A
	DC 30W
Max. Switching capacity, NO	250VAC, 5 (2) A
	DC 30W
EMC	acc. to EN 55014-1-2, EN 61000-3-2, EN 61000-3-3
Connection	4-pole terminal for 2.5mm ² , clamping torque 0.8Nm
Mounting	clip for 35mm DIN rail, EN50022
Casing	plastic according to UL94 V-0, light grey
Dimensions	67 x 50 x 38mm
Weight	approx. 0.10kg
Fitting position	variable
Operating/Storage temperature	-20 to +80 °C (-4 to +176 °F) / -45 to +80 °C (-49 to +176 °F)
Protection type	IP20
Approvals	-

*Connecting terminal "N" (RF heating resistor) causes the thermal feedback to work and so reduces the switch temperature difference to approx. 0.5K.



Load 1 = Enclosure heater
Load 2 = Filter fan, Cooling equipment, Signal device



Examples of connection

Art. No.	Operating voltage*	Setting range
01170.0-00	230VAC	+ 5 to +60°C
01170.0-02	230VAC	-20 to +30°C

*operating voltage 120VAC with setting range in °F upon request